

# G82 SERIES

## ELECTRONIC LARGE DISPLAY

- LARGE LED DISPLAY (RED)
- VISIBLE AT 20m DISTANCE
- BCD INPUT AVAILABLE
- DECIMAL POSITION SETTING
- HEAVY DUTY BUILT



### MODEL SELECTION

| Models    | Digits | Weight |
|-----------|--------|--------|
| G82 - 101 | 4      | 2800 g |
| G82 - 102 | 5      |        |
| G82 - 103 | 6      |        |

### SPECIFICATIONS

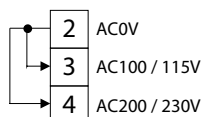
| Models                 | G82 - 101  | G82 - 102 | G82 - 103 |
|------------------------|--|-----------|-----------|
| Display                | Red LED, 57.0 x 33.4mm   |           |           |
| Input                  | Open Collector BCD input (Sink Current: 7mA)<br>Positive input / negative input (selectable by dip-switch) |           |           |
| Decimal Point Position | Selectable through dipswitch (0.0, 0.00, 0.000)  |           |           |
| Power Source           | AC100/115V or AC200/230V ±10%, 50/60 Hz  |           |           |
| Power Consumption      | Approximately 13VA   |           |           |
| Operating Temperature  | -10 - +50°C (Non-freezing)   |           |           |
| Operating Humidity     | 45 - 85%RH (Non-condensing)  |           |           |
| Hi-pot Test            | AC1500V (1 minute)   |           |           |
| Dielectric Test        | 100MΩ min. (DC500V megger)   |           |           |
| Connection             | M3 Terminal Screw  |           |           |

### TERMINALS

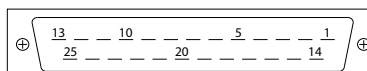
| CONNECTION   | TERMINAL NO. |    | CONNECTION |
|--------------|--------------|----|------------|
| Frame Ground | 1            | 8  | Not used   |
| AC 0V        | 2            | 9  |            |
| AC100/115V   | 3            | 10 |            |
| AC200/230V   | 4            | 11 |            |
| Not used     | 5            | 12 |            |
|              | 6            | 13 |            |
|              | 7            | 14 |            |

Power supply can be selected between AC100/115V or AC200/230V.

For AC100/115V, use terminals 2 and 3.  
For AC200/230V, use terminals 2 and 4.



### BCD INPUT CONNECTION



#### BCD Output Terminals

| Digits | BCD |     |     |     |
|--------|-----|-----|-----|-----|
|        | "1" | "2" | "4" | "8" |
| 1      | 1   | 2   | 3   | 4   |
| 2      | 5   | 6   | 7   | 8   |
| 3      | 9   | 10  | 11  | 12  |
| 4      | 14  | 15  | 16  | 17  |
| 5      | 18  | 19  | 20  | 21  |
| 6      | 22  | 23  | 24  | 25  |
| GND    | 13  |     |     |     |

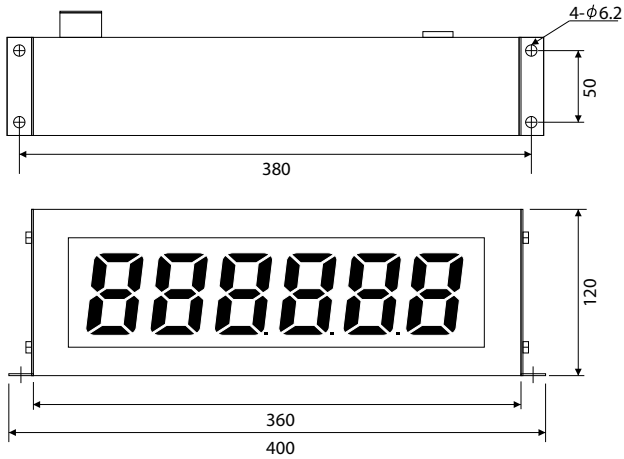
The pin assignment table above is for G82-103. In case of G82-101 or G82-102, 4 and 5 digits respectively, use the same table above but only upto the corresponding "Digits" only.

## DIP-SWITCH SELECTION

Selection of decimal point position and input selection must be set through the rear panel dip-switches prior to operation. Follow the combination settings of the dip-switches to for the desired function.

| SETTING | DIP - SWITCH NO. |     |     |     | FUNCTIONS          |
|---------|------------------|-----|-----|-----|--------------------|
|         | 1                | 2   | 3   | 4   |                    |
|         | OFF              | OFF | OFF | —   | No Decimal Point   |
|         | ON               | OFF | OFF | —   | 0.0                |
|         | OFF              | ON  | OFF | —   | 0.00               |
|         | OFF              | OFF | ON  | —   | 0.000              |
|         | —                | —   | —   | OFF | BCD Negative Input |
|         | —                | —   | —   | ON  | BCD Positive Input |

## DIMENSIONS



Thickness of Bracket :  $t = 1.6$  mm  
Panel Mount, Base Mount and Hang-up Mount are possible

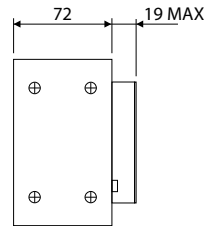
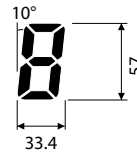


FIGURE SIZE



This manual was last revised June. 13, 2011. 4G80004A  
\*Subject to change without prior notice.  
All Rights Reserved, Copyright © 2011, LINE SEIKI CO., LTD.



**LINE SEIKI CO., LTD.**

Address : 37-7, Chuo-Cho, 2-Chome, Meguro-ku  
Tokyo 152-0001 JAPAN

Contacts : Tel: +81-3-3716-5151 Fax: +81-3-3710-4552  
E-mail: webtrade@line.co.jp

URL : <http://www.line-seiki.com>