

G80 SERIES

ELECTRONIC LARGE DISPLAY COUNTER

- LARGE LED DISPLAY (RED)
- VISIBLE AT 20m DISTANCE
- DIRECT CONNECTION WITH SENSOR
- DECIMAL POSITION SETTING
- WITH MEMORY
- HEAVY DUTY BUILT



MODEL SELECTION

Models	Digits	Memory	Weight
G80 - 101	4	○	2800 g
G80 - 102	5		
G80 - 103	6		

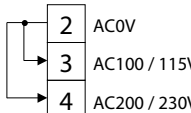
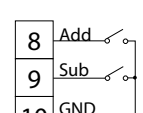
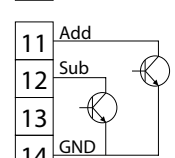
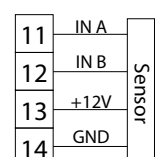
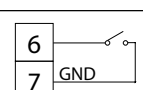
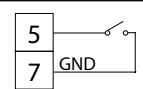
SPECIFICATIONS

Models	G80 - 101	G80 - 102	G80 - 103
Display	Red LED, 57.0 x 33.4mm		
Input Method / Signal	Contact Input : Relay, Microswitch Non-Contact Input : Open Collector (Sink Current: 7mA) L: 0 - 2V ; H: 6 - 3V		
Count Mode	90° Quadrature (directional) / Add/Subtract		
Count Speed	Contact Input : 20 Hz max. / Non-Contact Input : 5000 Hz max.		
Pulse Width	Contact Input : 25 msec min. / Non-Contact Input : 0.1 msec min.		
Make (Duty)	1:1		
Reset	Remote reset (100msec min.)		
Memory	Non-Volatile Memory (10 yrs. retention, 10,000 times)		
Power Source for Sensor	DC12V 100mA maximum		
Decimal Point Position	Selectable through dipswitch (0.0, 0.00, 0.000)		
Power Source	AC100/115V or AC200/230V ±10%, 50/60 Hz		
Power Consumption	Approximately 10VA		
Operating Temperature	-10 - +50°C (Non-freezing)		
Operating Humidity	45 - 85%RH (Non-condensing)		
Hi-pot Test	AC1500V (1 minute)		
Dielectric Test	100MΩ min. (DC500V megger)		
Connection	M3 Terminal Screw		

TERMINALS

CONNECTION	TERMINAL NO.		CONNECTION
Frame Ground	1	8	Contact Input (Add)
AC 0V	2	9	Contact Input (Sub)
AC100/115V	3	10	GND
AC200/230V	4	11	Non-Contact Input (Add)
Input Inhibition	5	12	Non-Contact Input (Sub)
Remote Reset	6	13	+ 12V
GND	7	14	GND

CONNECTION

Power Supply		<p>Power supply can be selected between AC100/115V or AC200/230V. For AC100/115V, use terminals 2 and 3. For AC200/230V, use terminals 2 and 4.</p>
Input	<p>Contact Input</p> 	<p>For Contact Input (Relay, Microswitch, etc.): For Add count : Use terminals 8 and 10. For Subtract count : Use terminals 9 and 10.</p>
	<p>Non-Contact Input (Pulse)</p> 	<p>For Non-Contact (Open Collector NPN) Input: For Add count : Use Terminal 11 and 14. For Subtract count : Use Terminal 12 and 14.</p>
	<p>Non-Contact Input (Sensor)</p> 	<p>For Non-Contact (Double Output Sensor) Input: Signal A (IN A) : Terminal 11 Signal B (IN B) : Terminal 12 Sensor Power Supply : Terminal 13 GND : Terminal 14.</p>
Remote Reset		<p>Resetting of the counter can be done remotely when terminals 6 and 7 are shorted with a Relay, Microswitch, etc.</p>
Input Inhibition		<p>Input signals can be inhibited by shorting terminals 5 and 7 with a Relay, Microswitch, etc.</p>

DIP-SWITCH SELECTION

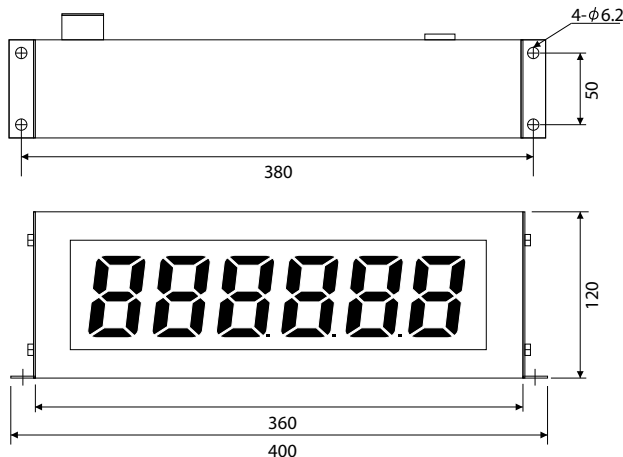
Selection of decimal point position and input selection must be set through the rear panel dip-switches prior to operation. Follow the combination settings of the dip-switches to for the desired function.

SETTING	DIP - SWITCH NO.				FUNCTIONS
	1	2	3	4	
OFF	OFF	OFF	—	—	No Decimal Point
ON	OFF	OFF	—	—	0.0
OFF	ON	OFF	—	—	0.00
OFF	OFF	ON	—	—	0.000
—	—	—	OFF	—	Individual Add / Subt Input
—	—	—	ON	—	90° Quadrature Input

CAUTION

1. During initial power-up, the counter cannot detect input signals for about 100msec.
2. Contact and Non-contact input cannot be used simultaneously. Please choose only one method of input.
3. During power failure, LED display will go off. At this time, the counter cannot detect input or reset signals even if signals are received.
4. Simultaneous input of signals for the Add input and Subtract input is not possible.
5. Use shielded leadwires for the Input terminal and Reset terminal. Also, make the lines from the power source as far as possible from the lines of the Input and Reset lines.

DIMENSIONS



Thickness of Bracket : t = 1.6 mm
 Panel Mount, Base Mount and Hang-up Mount are possible

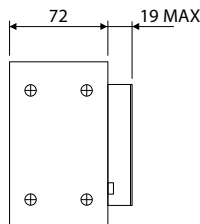
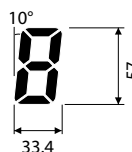


FIGURE SIZE



This manual was last revised June. 13, 2011. 4G80003A
 *Subject to change without prior notice.
 All Rights Reserved, Copyright © 2011, LINE SEIKI CO., LTD.



LINE SEIKI CO., LTD.

Address : 37-7, Chuo-Cho, 2-Chome, Meguro-ku
 Tokyo 152-0001 JAPAN
 Contacts : Tel: +81-3-3716-5151 Fax: +81-3-3710-4552
 E-mail: webtrade@line.co.jp
 URL : http://www.lineseiki.com